

# On-line training for Partners & Volunteers

## Mass Point of Dispensing (POD) Operations

---

---

---

---

---

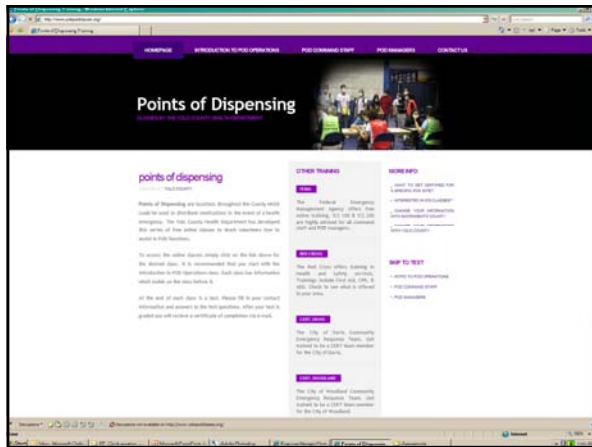
---

---

---

---

---



---

---

---

---

---

---

---

---

---

---



---

---

---

---

---

---

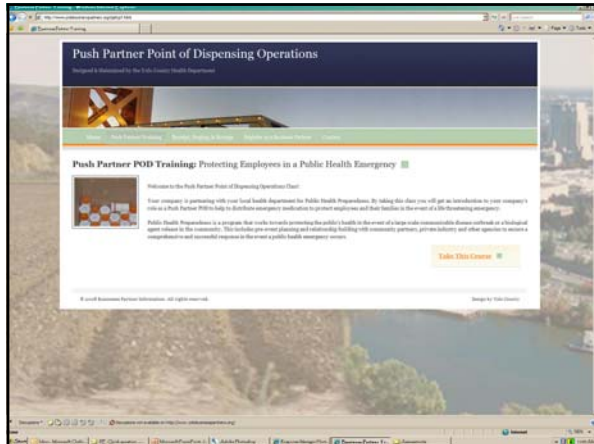
---

---

---

---





---

---

---

---

---

---

---

---

---

---

## Proven Ground

On-line tools and classes are currently being used in many fields across the board to promote a wide variety of items

---

---

---

---

---

---

---


---

---

---

## Benefits of using the internet as a tool...

- Quick to Make
- Take Less Staff
- Effective for Information Gathering & Partnerships



---

---

---

---

---

---

---

---

---

---

## Quick to Make...

- No need for fancy expensive web tools
- Limited knowledge can utilize assistance of pre-developed materials
- Published and taken down at a moments notice

---

---

---

---

---

---

---

---

## Demonstration

Let's take a class designed to be posted on the internet and share it with another county.

---

---

---

---

---

---

---

---

## Take Less Staff...

- Personal presentations
- Q & A
- Overtime



---

---

---

---

---

---

---

---

## Effective Information Gathering

- Provides information back to the Health Dept.
- Open the door for future partnerships

---

---

---

---

---

---

---

---

## Demonstration

Let's take a look at a couple of different pieces of information which may be valuable to us during an emergency.

---

---

---

---

---

---

---

---

## Style

Programmed in Cascading Style Sheet (CSS)

- Original template borrowed from the internet
- Uniformed look throughout the site
- Adding a page is a simple File > Save As... with a new name

---

---

---

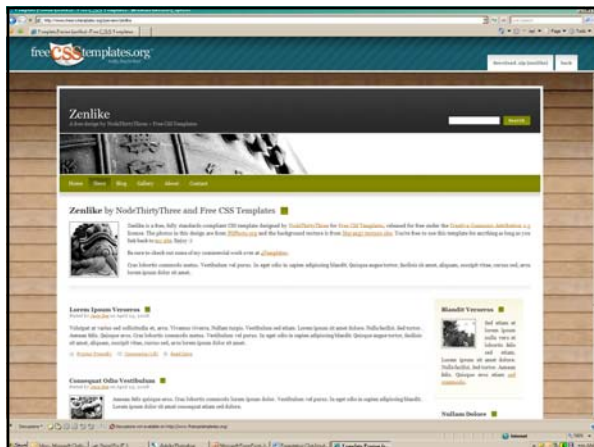
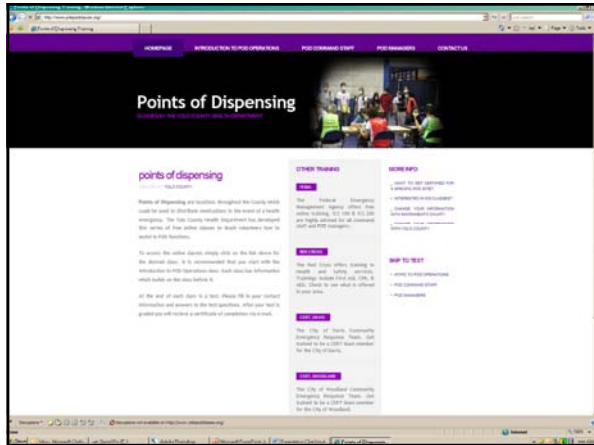
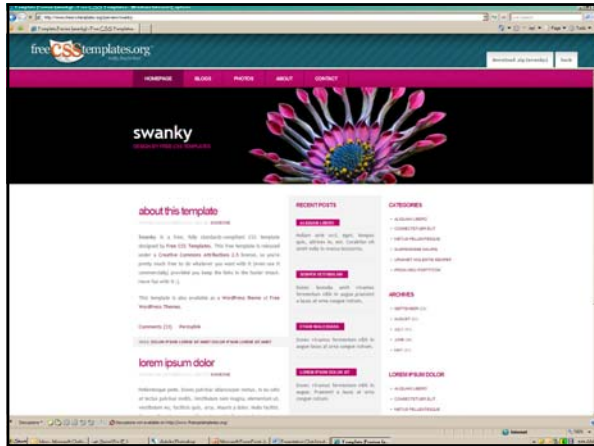
---

---

---

---

---





## Color Scheme

- Primary Colors used
- Allows person to know where they are on the site
- Match security badge system



---

---

---

---

---

---

---

---

## Introduces person to security levels used

- If you've taken the green class you are cleared for green level security access in a POD
- Same with Yellow & Red
- Allows us to introduce the concept of a staff hierarchy even without specific ICS courses



---

---

---

---

---

---

---

---

## Structure

- A three structured course gives flexibility
- Allows us to track progress of individuals
- Information Update Page

---

---

---

---

---

---

---

---

## Train the Trainer Tools

- Powerpoint
- Tests
- Training

POD exercise


► Training is required for badging and access to floor

► Green: 1<sup>st</sup> online class

► Yellow: 2<sup>nd</sup> online class

► Red: 3<sup>rd</sup> online class

<http://www.xelopodclasses.org>



University of California, Davis  
Podium Hall  
Security Clearance Map

The map shows a podium hall with various rooms color-coded: Green (1st online class), Yellow (2nd online class), and Red (3rd online class). A legend on the right indicates the color coding.

---

---

---

---

---

---

---

---

---

---

## Demonstration

Here are some examples of tests that can be printed directly from the website

---

---

---

---

---

---

---

---

---

---

## More sophisticated for private industry

- Muted colors
- Formatted to be displayed on wider monitors



---

---

---

---

---

---

---

---

---

---

## Less writing for the business professional

“If I can’t get the gist of the page in the first paragraph I won’t read any further”



---

---

---

---

---

---

---

---

## Tools of On-line Classes

- Are a tangible “product” that you can offer your partner
- Can provide tracking of staff completion for their ease
- Train the Trainer materials



---

---

---

---

---

---

---

---

## Demonstration

The business Partner site has Powerpoints and Tests specifically designed to match the Push Partner site

---

---

---

---

---

---

---

---

## Advertising

- Current Partnerships
  - Allows businesses to promote their response in community preparedness through the website
  - Links directly to the page of their choice on their company site
- Featured Partner



---

---

---

---

---

---

---

---

---

---

## Introductory & Registry Packet

- Introduces businesses to the Push Partner Idea
- Provides more information about being a Push Partner

---

---

---

---

---

---

---

---

---

---

## Statement of Intent to Participate

- Provides a basic agreement rather like an MOU/MOA



---

---

---

---

---

---

---

---

---

---

## Dispensing Plan Template & Job Action Sheets

Provides private industry with the necessary tools to make their site into a Mass Prophylaxis site

---

---

---

---

---

---

---

---

## Other effective tools which you can pair with your website for additional information

- Sound bites
- Games
- Video

---

---

---

---

---

---

---

---

## Demonstration

Push Partner Video

---

---

---

---

---

---

---

---

Q & A

---

---

---

---

---

---

---

---

|   |  |
|---|--|
| <b>Dana Carey, BS</b><br>Strategic National Stockpile Coordinator   | <b>Don Stangle, MS</b><br>Senior Health Program Coordinator  |
| Yolo County Health Department<br>Emergency Preparedness Division<br>137 N. Cottonwood St, Suite 2601<br>Woodland, CA 95695<br>Phone: (530) 666-8709<br>Fax: (530) 666-3984<br>Dana.Carey@YoloCounty.org | Sacramento County Department of Health & Human Services<br>Public Health and Preparedness Division<br>Bioterrorism Preparedness /Homeland Security<br>7001-A East Parkway, Suite 600<br>Sacramento, CA 95823<br>Phone: (916) 874-2150<br>Fax: (916) 342-6911<br>StangleD@SacCounty.net |

---

---

---

---

---

---

---

---